



# Lifestyle Homelift

[adaptmyhome.co.uk](http://adaptmyhome.co.uk)

Approved Terry Lift installers  
Specialists in Mobility lifts

Buy direct from the British manufacturer

[www.adaptmyhome.co.uk](http://www.adaptmyhome.co.uk)

Call 029 20 611 277 for free and impartial advice





## Why choose Terry Lifts?

**In 1968, the owner of a small engineering company in the town of Knutsford, Cheshire, our founder Eric Terry, helped a local family who were struggling to get their mother upstairs.**

He achieved this by designing the very first hand wound domestic lift. His invention became the talk of the community and word soon spread both at home and abroad.

Over 50 years and more than 20,000 lifts later, the committed people at Terry Lifts continue to listen to the needs of their customers who are embracing life's challenges. Our designers, engineers and craftspeople produce lifts for every need and every situation, domestic, public access, in the UK and for export markets.

The Lifestyle Lift is an exceptional example of British engineering, designed for comfort, quietness and your convenience. Made entirely in our Cheshire factory using only materials of the finest quality, it enhances properties of any size and style with its chic design and elegant lighting.

The Terry Lifts team ensures that all products comply with the relevant safety standards. Our skilled workforce finishes the Lifestyle Lift with amazing bespoke touches ready for delivery and installation into your property.

This is what makes a Lifestyle Lift so exclusively different.



## Stylish

**Our stylish Terry Lifestyle Lift has been designed by our team of experts to make your life easier.**

Created specially for the home, it is elegant and compact and will fit neatly into rooms of all sizes, practically anywhere you choose. It can even be custom made to suit your décor.

The Terry Lifestyle Lift will future proof your home so you don't have to worry about the emotional stress and upheaval of moving house if the stairs become too much.

## Improve your lifestyle

- ✓ Reliable hydraulic drive system
- ✓ No lift shaft required minimises the space required for the lift
- ✓ Smart corner design minimises the lift footprint
- ✓ Safety glass vision panels which will not scratch or discolour
- ✓ One-touch controls. No need for constant pressure to the controls unlike some other lifts on the market
- ✓ Wireless Bluetooth landing controls making it easy to decide on wall control location
- ✓ A low cabin floor profile, less than two inches, makes it easy to step into the lift
- ✓ Fire and smoke protection as standard making the lift totally safe when serving room to room
- ✓ Quick, no mess, no fuss installation
- ✓ Designed and manufactured in Britain



# Quality comes as standard

**Tasteful and elegant, enjoy these premium features with your Lifestyle Lift.**



A stylish white exterior and impressive interior cabin



Silver centre console



Controllable dimmed ceiling down lighting



Straight stainless steel handrail



Easy to use lift controls



Wireless landing controls



Fire seals for both levels

## Maximise your living space



**Neatly tucked away, the back-to-the-wall guides at each level give you full unobstructed access to your living space.**



### Interesting Lifestyle Lift facts

To ensure the quality and reliability of every lift, we assemble all component parts. Door locks, printed circuit boards, hydraulic pumps and rams are rigorously tested in-house before they leave our factory.

As standard, the lift is fitted with laminated safety glass which is far stronger and scratch resistant than cheaper alternatives.

The lift uses Terry Group designed bespoke electronic control systems.

Each lift is fully tested when the installation is complete, following which, a test certificate is issued which supports the warranty.

# Make it yours

**No need to redecorate. Your Terry Lifestyle Lift can be tailor-made to suit your tastes and your home.**

Choose from our range of colours and finishes to create the perfect lift for you.

## Optional features



Flush mounted stainless steel control console



Remote control



Fold up seat



Curved handrail



Lift in matt black with Rosso Red back panel


## Centre console: Painted options



silver



gainsborough



sandstone



claret


## Centre console: Upholstery options



silver



lupin




sandstone



rosso (leather)

**Special colours are available**

## Exterior lift colours



black



white



tranquil grey




anthracite grey


## Flooring




charcoal



biscuit



mocha



light oak laminate





## Peace of mind

**At Terry Lifts, we have combined luxury with the latest technology, making our new Lifestyle a top of the range lift of the highest quality.**

### Safety First

Your safety is our primary concern. It is important that you feel safe and secure when you are using your Lifestyle Lift.

- ✓ Fire protection between the upper and lower floors, whether the lift is parked upstairs or downstairs, to the requirements of BS5900: 2012

- ✓ Should a power outage occur at your property whilst the Lifestyle Lift is in use, the manual lowering system and battery backup will return you safely to the ground floor. The system can be operated from inside and outside the cabin, allowing lone occupants to use the lift in complete confidence
- ✓ A load capacity of 250kg (39 stone)
- ✓ Certificated to EU Machinery Directive for a lift travel above 3 metres
- ✓ 12 month warranty including one service visit
- ✓ We have a dedicated aftercare support team to assist you with using your lift

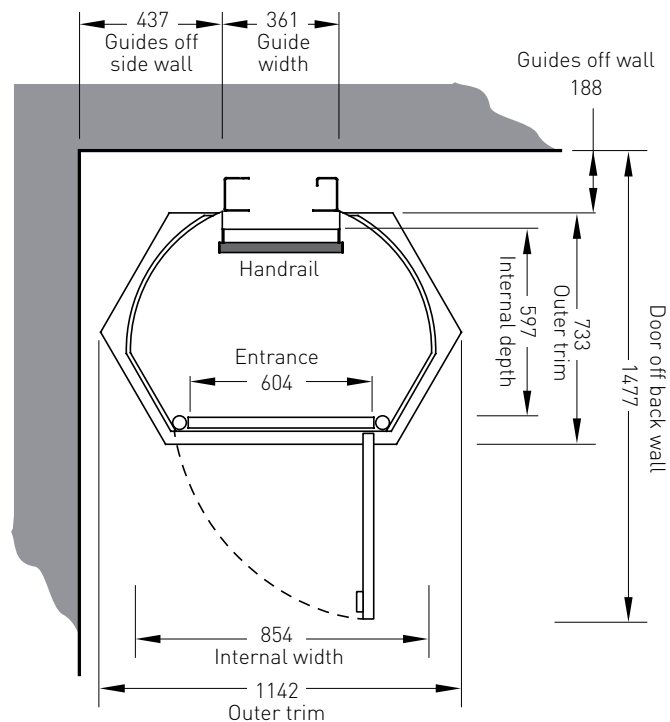


Pressure sensitive safety surfaces stop the lift if obstructed from above or below

# Key dimensions

**Slim and stylish, the Terry Lifestyle Lift has a small footprint and will fit discreetly almost anywhere in your home.**

- Internal headroom – 1985mm
- Maximum travel – 3.6m
- Upper level room height required – 2.25m
- Details and dimensions available for corner fit solution



**Important:** This information is for guidance only and must not be used for project design. Technical information is available to assist you and our surveyors are on-hand to advise.

## Frequently asked questions

### Is it possible to get stuck in a Lifestyle Lift?

If there is a power cut at your property, then the battery backup will maintain operational control of the lift to lower to the ground floor. If all else fails, the manual lowering system can be operated with assistance from outside the lift to enable you to travel to the ground floor. In addition, we provide a telephone inside the lift.

### Can I use my wheelchair in a Lifestyle Lift?

No, however, we have designed the Harmony and Harmony FE lifts in collaboration with our customers to meet the requirements of a wheelchair user or an attended wheelchair user. Illustrated on the back of this brochure.

### Does Terry Lifts manage the building work?

Yes, we can complete all building work or alternatively, we can provide a Specification Guide to your builder. The choice is yours. Normally, no major structural work is required.

### How much space does a Lifestyle Lift require?

The footprint of the Lifestyle Lift is smaller than that of a typical armchair. Please refer to size diagram above or we can provide a footprint template to position in your home.

### Is the Lifestyle Lift safe in the event of a fire?

The Lifestyle lift is fire and smoke test certificated by an approved and accredited test laboratory and complies with BS5900:2012 in relation to through floor lifts. This covers fire safety for the Lifestyle Lift in both the lower and upper position.

### I plan to keep my lift for a very long time, will Terry Lifts service and care for my lift?

Yes. Terry Lifts can provide a service and maintenance package to suit your requirements. Please contact our aftercare service team to discuss options that are available.

### Can installing a Lifestyle Lift be cheaper than moving home?

Yes, almost certainly. We are often told by our customers that it was cheaper and less stressful than moving home.



For further information or to book your no obligation consultation, call us today on **029 20 611 277** or visit **[www.adaptmyhome.co.uk](http://www.adaptmyhome.co.uk)** to view our full range of home lifts



Harmony  
Wheelchair Home Lift



Harmony Fully  
Enclosed Homelift

**adaptmyhome**.CO.UK

**adaptmyhome**

160 Heol Llanishen Fach  
Rhiwbina, Cardiff, CF14 6RG

**Tel: 029 20 611 277**  
**[www.adaptmyhome.co.uk](http://www.adaptmyhome.co.uk)**  
**[hello@adaptmyhome.co.uk](mailto:hello@adaptmyhome.co.uk)**



Proudly Designed and  
Manufactured in Britain